

How to Create Strategies

Watchlist Place Order Reports Funds My  My Account Research Tools Customer Service

Trading

My Profile

Update Profile

Update Passwords

Financial Details

Change Account Type

A/C Form

Call&Trade

SOR Activation

Payout Preferences

DP

My Demat Profile

DP Bills

Mutual Fund

Service Requests

Subscription

Research & Trade SMS

Email

Research Reports

TradeSmart Store

Trends


Insight

Derivative

Click on My Account
Menu. Go to
TradeSmart Store click
on Derivative option.



Event Calendar	Strategies	Option Trends
Future Trends	Indices	Options Market
FnO Turnover	Indices	Advance Decline
FII	Sectors	Put Call
Future Heat-map	Price HeatMap	Watchlist
Unusual Activities	Intra-Day Deals	Screeners

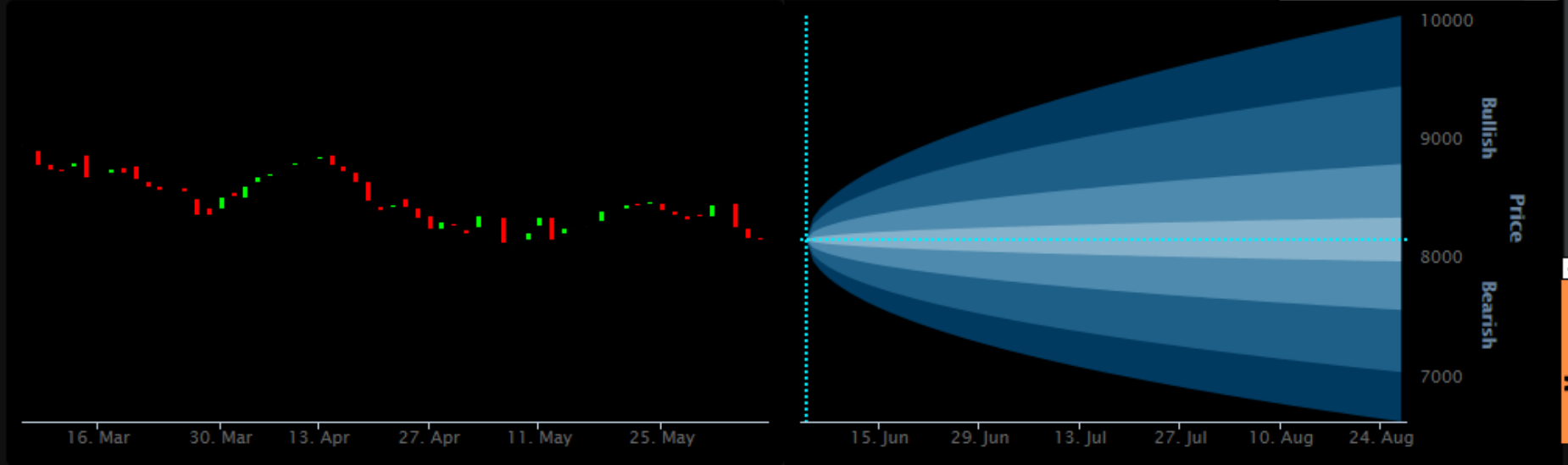


Go to Main Menu Click on Strategies.

Price: 8125.95 % Price Change: -0.06

NIFTY

1 IV: 18.82



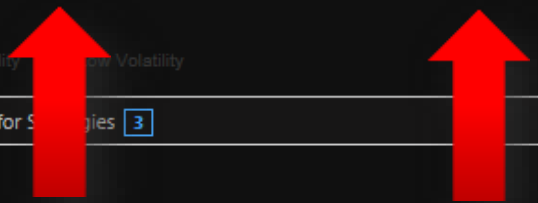
Strategy Input 2

Target Date: 06/05/2015 Target Price: 8125.95

Probability 1 - 5% 5 - 20% 20 - 40%

- Neutral View
- High Volatility
- Low Volatility

Click here for Strategies 3



Select target date and Target price.

Results

Main Menu

Search Symbol for Strategies

MARKET

SECTORS

HEATMAP

OPTIONS

FUTURES

CHARTS

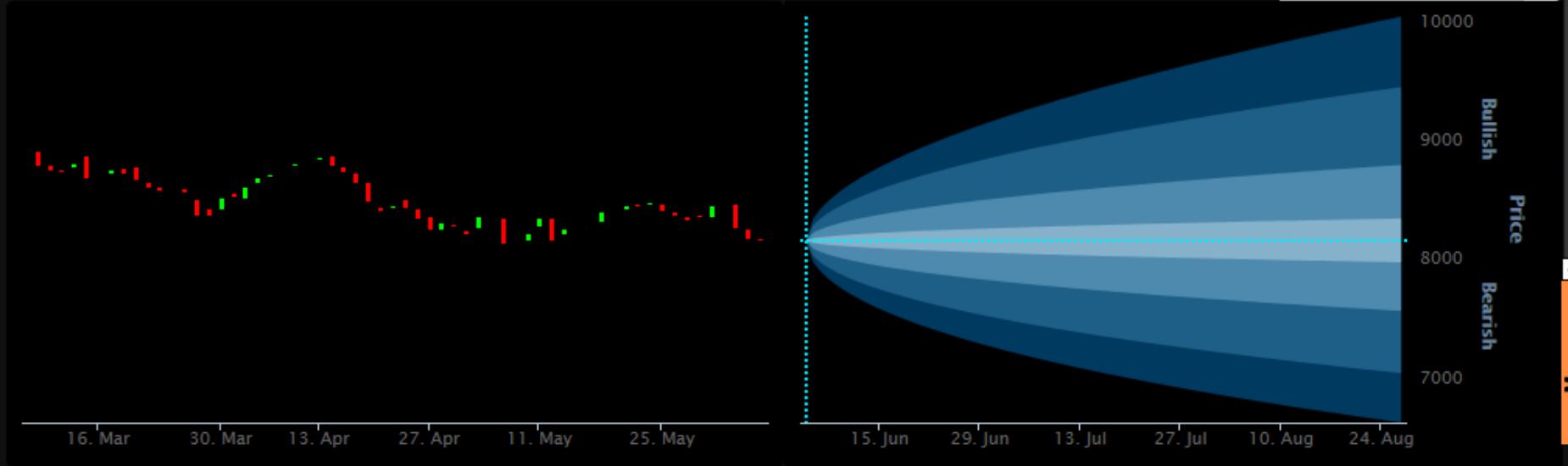
SCREENERS

< Back

Price: 8125.95 % Price Change: -0.06

NIFTY

1 IV: 18.82



Strategy Input 2

Target Date: 06/05/2015 Target Price: 8125.95

Probability 1 - 5% 5 - 20% 20 - 40%

Neutral View
 High Volatility Low Volatility

Click here for Strategies 3

Results

Click on Strategies.



Click here for Strategies 3

- Long Futures
- Long OTM Call
- Synthetic Long Stock



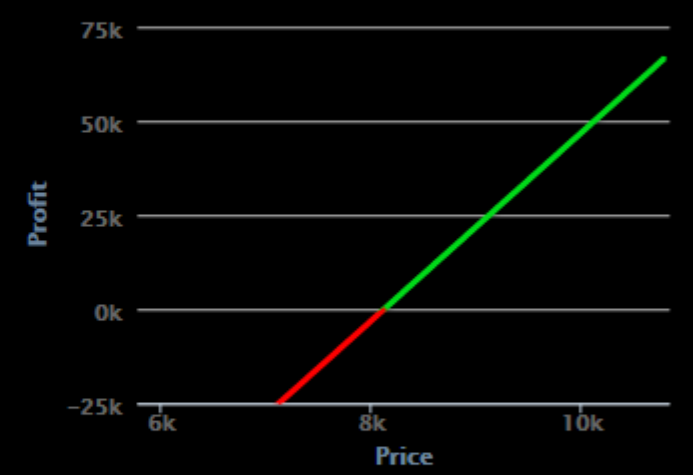
BUY 1 Nifty Jun 25 2015 (NIFTY15JUNFUT) at Rs.8122

Benefits. Disadvantages.

Risk / Reward

Profit on 5 Jun	4450
Probability of Profit on 5 Jun	7.13%
Maximum Profit	66700
Probability of Maximum Profit	0.01%
Maximum Loss	-57800
Probability of Maximum Loss	0.01%
First Break Even Price	8122
Probability of First Break Even Price	92.87%
Risk/Reward	0.87
Trading days to Expiry	14

Risk Profile



Analyze

*Brokerage and Commissions are excluded from the calculations.

Click on strategies to view Payoff and Strategy details.

Click here for Strategies 3

Bull Call Spread

Married Put

Synthetic Stock (Split Strike)

BUY 1 Nifty Jun 25 2015 8300 CALL (NIFTY15JUN8300CE) at Rs.67.8

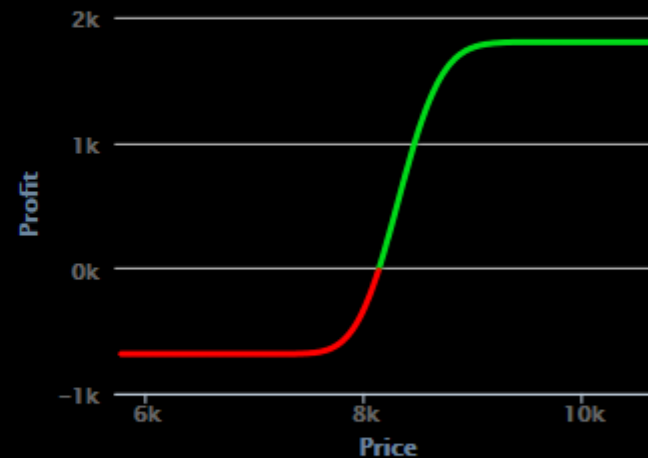
SELL 1 Nifty Jun 25 2015 8400 CALL (NIFTY15JUN8400CE) at Rs.40.35

Benefits. Disadvantages.

Risk / Reward

Profit on 5 Jun	205.07
Probability of Profit on 5 Jun	99.21%
Maximum Profit	1800.43
Probability of Maximum Profit	0.01%
Maximum Loss	-686.25
Probability of Maximum Loss	0.01%
First Break Even Price	8283.23
Probability of First Break Even Price	0.79%
Risk/Reward	0.38
Trading days to Expiry	14

Risk Profile



Analyze

*Brokerage and Commissions are excluded from calculations.

By clicking on Analyze button you can modify given strategy.

Build Custom Strategy

Actions	Lots	Expiry	Strike	Type	Rate	Amount	Volume	Delete
SELL	1	Jun 25 2015	8400	CALL	40.35	1008.75	34048	X
BUY	1	Jun 25 2015	8300	CALL	67.80	1695.00	40729	X

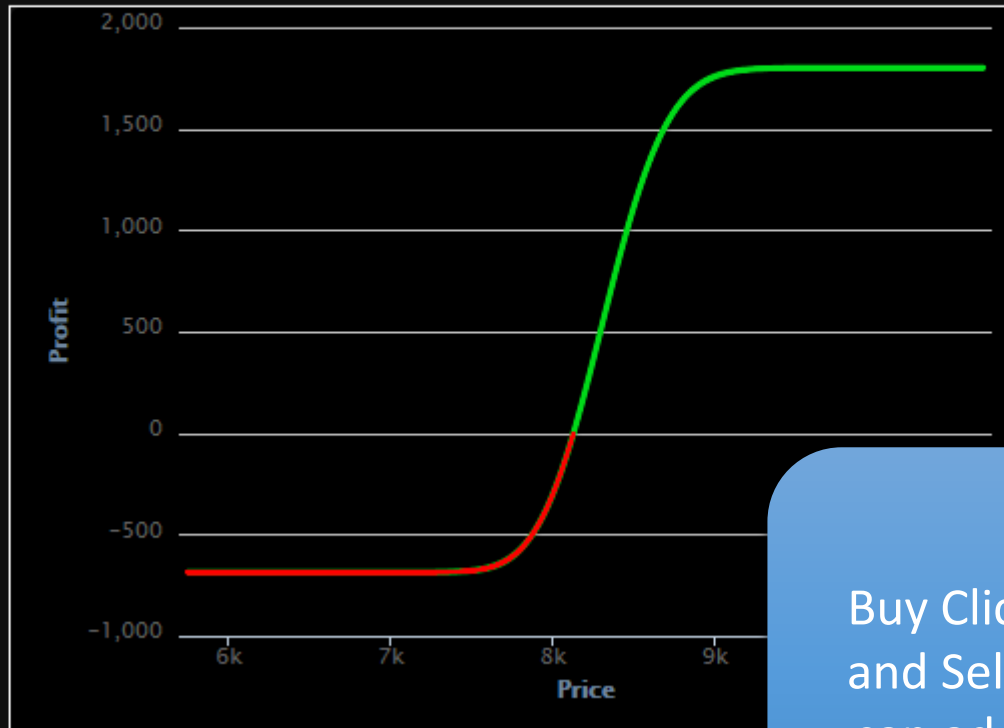
NIFTY

Select Options

Jun 25 2015 Jul 30 2015 Aug 27 2015

Call			Put	
+1	Buy	2700	Buy	+1
-1	Sell		Sell	-1
+1	Buy	3000	Buy	+1
-1	Sell		Sell	-1
+1	Buy	4000	Buy	+1
-1	Sell		Sell	-1
+1	Buy	4500	Buy	+1
-1	Sell		Sell	-1
+1	Buy	5000	Buy	+1
-1	Sell		Sell	-1
+1	Buy	5500	Buy	+1
-1	Sell		Sell	-1
+1	Buy	5700	Buy	+1
-1	Sell		Sell	-1

Results



Buy Clicking on Buy and Sell button you can add more legs.